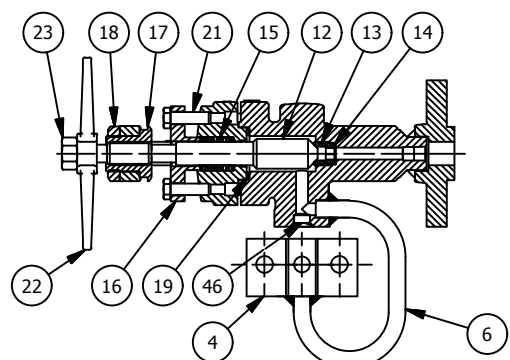
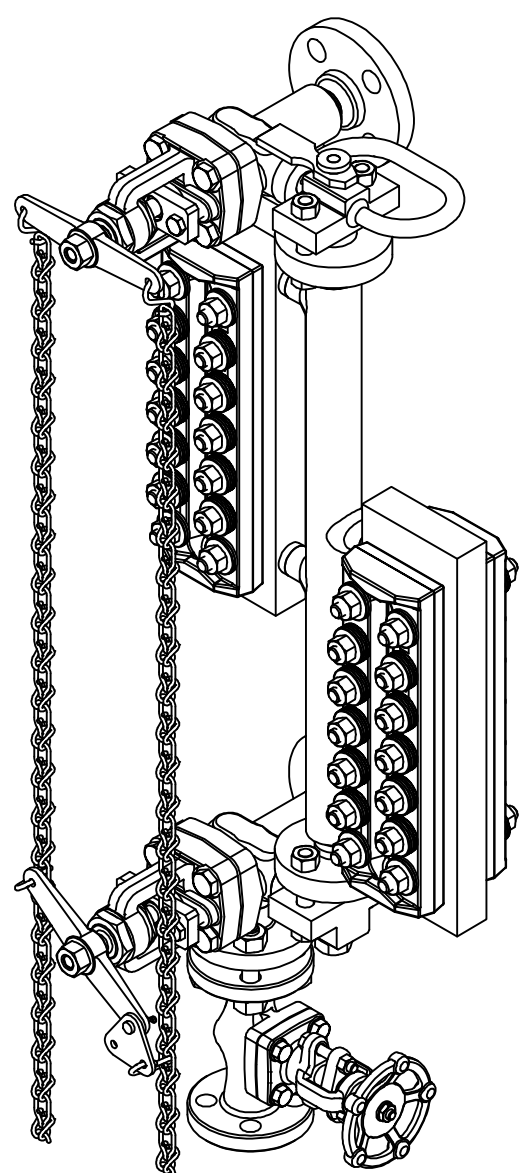
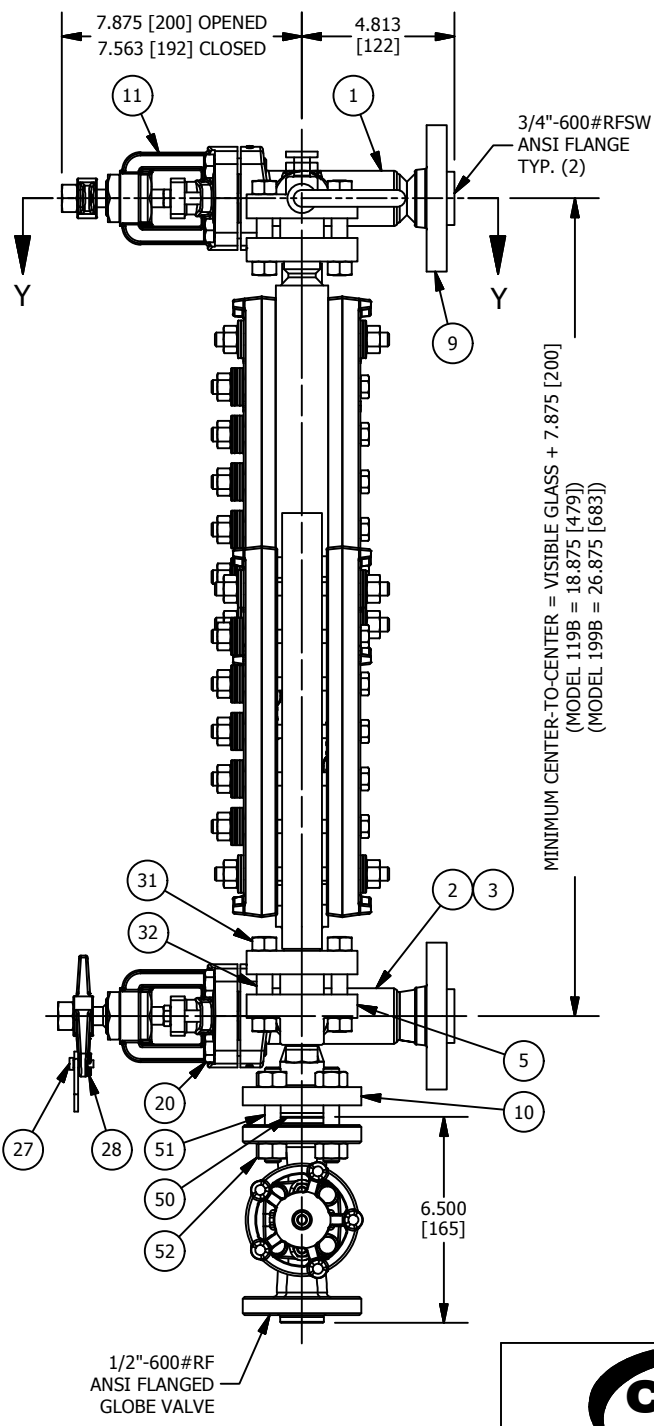
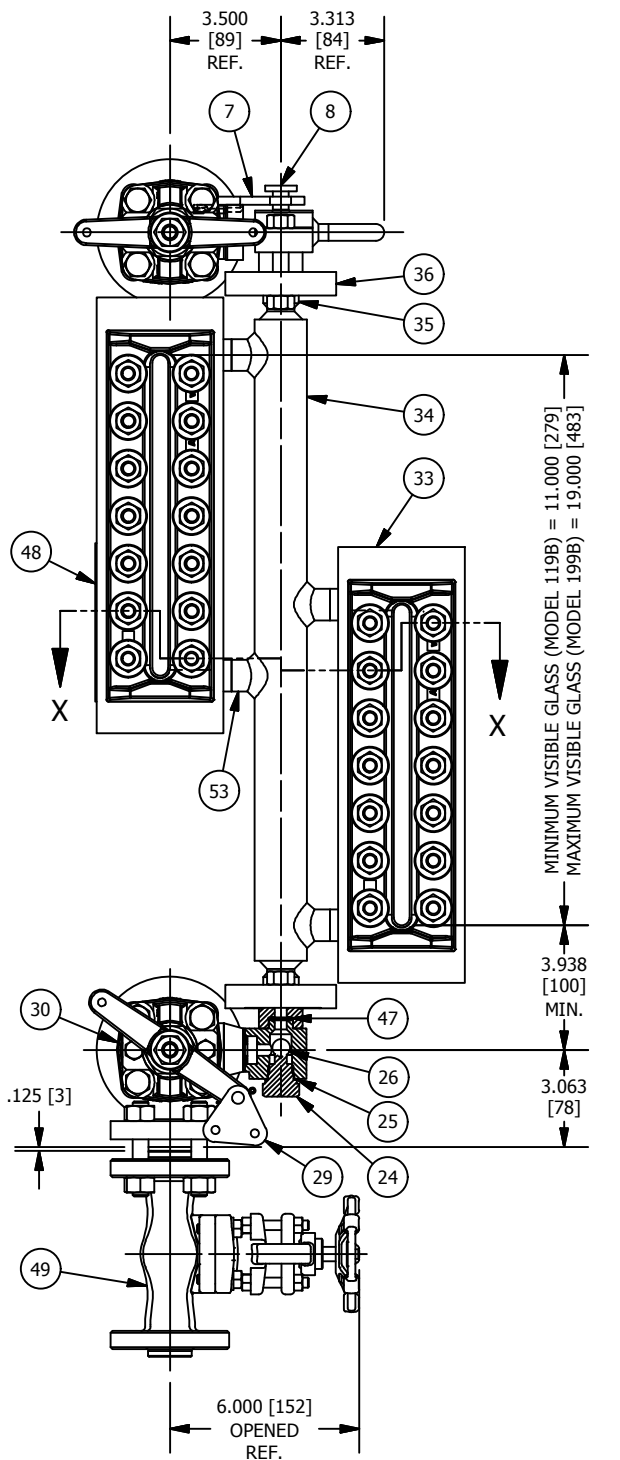


SECTION X-X



SECTION Y-Y



LEFT HAND (LH) GAGE/VALVE ASSEMBLY

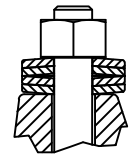
RIGHT HAND (RH) GAGE/VALVE ASSEMBLY

- NOTES:
- TO ORDER, SPECIFY:
 - "SG-XX9B" WHERE "XX" = 11 TO 19 = VISIBLE RANGE ROUNDED TO THE NEAREST INCH
 - "SG" PREFIX = COMPLETE ASSEMBLY = GAGE, VALVE SET AND DRAIN VALVE
 - FOR GAGE ONLY, OMIT "SG" AND SPECIFY "XX9B" (SEE ABOVE EXPLANATION OF "XX") AND EXISTING VALVE CENTERS
 - VALVE SET MODEL
 - "739A-4" (3/4"-600#RFSW TANK CONNS.)
 - "739B-4" (3/4"-900/1500#RFSW TANK CONNS.)
 - OPTIONAL TANK CONNS. AVAILABLE ON REQUEST
 - 739A-4 WILL BE SUPPLIED IF VALVE SET MODEL OR OPTIONAL TANK CONNS. ARE OMITTED
 - VALVE CENTER-TO-CENTER
 - LEFT HAND (LH) OR RIGHT HAND (RH) GAGE/VALVE ASSEMBLY
 - LH IF OMITTED
 - (OPTIONAL) VALVE HANDCHAIN AND TOTAL LENGTH DESIRED
 - GAGE HYDRO-TESTED @ 1350 PSI; VALVES HYDRO-TESTED @ 2175 PSI
 - WEIGHTS (APPROX.):
 - GAGE = 103#
 - TOP VALVE = 18#
 - BOTTOM VALVE = 19#
 - DRAIN VALVE = 7-1/2#
 - EQUIPMENT SHOWN MEETS ASME CODE AND ABS REGULATIONS

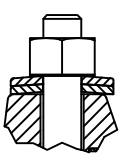
BILL OF MATERIAL

NO.	NAME OF PART	QTY.	MATERIAL	PART NO.	SPECIFICATION
1	TOP VALVE BODY	1	CARBON STEEL	L847 A5	A105
2	BOTTOM VALVE BODY RH	1	CARBON STEEL	L848 A5	A105
3	BOTTOM VALVE BODY LH	1	CARBON STEEL	L849 A5	A105
4	TOP GAGE CONNECTION	1	CARBON STEEL	V3389U B	A108 GR.C1018
5	BOTTOM GAGE CONNECTION	1	CARBON STEEL	V6624U B	A108 GR.C1018
6	EXPANSION LOOP	1	CARBON STEEL	V9880 AXS	A106 GR.B
7	SUPPORT BRACKET	1	CARBON STEEL	V9882 A6	A36
8	WELDING CAP	1	CARBON STEEL	P3968 A6	A108 GR.C1018
9	3/4"-600#RFSW FLG	2	CARBON STEEL	FA5 6 1 3D1P	A105
10	1/2"-600#RF FLG	1	CARBON STEEL	V9129U A5	A108
11	YOKE	2	CARBON STEEL	L220 B	A105
12	VALVE STEM	2	416SS	V13302 U3	QQ-S-763
13	VALVE SEAT	2	416SS TREATED	P343 U3	QQ-S-763
14	VALVE SEAT GASKET	2	CARBON STEEL	P33 1 A1	
15	PACKING	24	GRAPHITE	G264	
16	PACKING GLAND	2	CARBON STEEL	V18257 4 AL4	A36
17	BUSHING	2	BRASS	P6316 F4	B16 GR.360
18	BUSHING NUT	2	CARBON STEEL	P5665 A6	A108 GR.C1018
19	SPIRAL GASKET	2	316/CHLOROCARB	P5643 T	
20	CAP SCREW	8	CARBON STEEL	P6475 B71	A193 GR.B7
21	CAP SCREW	4	CARBON STEEL	P5729 B71	A193 GR.B7
22	LEVER	2	CARBON STEEL	P336 A16	
23	VALVE STEM NUT	2	CARBON STEEL	P1866 2HA	A194 GR.2H
24	BALL HOLDER	1	303SS	P2 Q3	A582
25	BALL HOLDER GASKET	1	CARBON STEEL	P33 4 A1	
26	BALL CHECK	1	316SS	P1 T2	QQ-S-763
27	PIN	1	CARBON STEEL	P1977 A	A108 GR.C1018
28	COTTER PIN	1	CARBON STEEL	P28 A1	
29	EQUALIZING PLATE	1	CARBON STEEL	P1900 A1	
30	NAME PLATE	2	BRASS	P6211 F	
31	NUT	8	CARBON STEEL	P235 2 2HA	A194 GR.2H
32	STUD	4	CARBON STEEL	P4008 1 B71	A193 GR.B7
33	CHAMBER	1	CARBON STEEL	V14158U A6	A108 GR.C1018
34	CENTER TUBE	1	CARBON STEEL	V14271 A46	A106 GR.B
35	FLANGED NIPPLE	2	CARBON STEEL	V12369 A6	A108 GR.C1018
36	LOOSE FLANGE	2	CARBON STEEL	V5094 B	A108
37	GASKET	2	GRAFOIL	V13488 7	
38	SHIELD, MICA	2	MICA	P4452 7	
39	GLASS, TRANSPARENT	2	BOROSILICATE	V16756 7	
40	CUSHION	2	IFG5500	V18980 7	
41	COVER	2	CARBON STEEL	V12365 A5	A105
42	STUD	4	CARBON STEEL	P3378 2 B71	A193 GR.B7
43	BOLT	10	CARBON STEEL	P263 B71	A193 GR.B7
44	SPRING WASHER	56	SPRING STEEL	V15528 J1	
45	NUT	18	CARBON STEEL	V11062 2HA	A194 GR.2H
46	WELDING PLUG	1	CARBON STEEL	P7612 A6	A108 GR.C1018
47	SPIRAL GASKET	2	304/CHLOROCARB	P5198	
48	NAME PLATE	1	BRASS	P7566 F	
49	DRAIN VALVE	1	CARBON STEEL	A16376	
50	SPIRAL GASKET	1	316/FLEXICARB	P257 T	
51	STUD	4	CARBON STEEL	P4008 1 B71	A193 GR.B7
52	NUT	8	CARBON STEEL	P1866 2HA	A194 GR.2H
53	WELD NIPPLE	4	CARBON STEEL	V18234 A11	A36

DETAIL OF SPRING WASHER STACKS



SPRING WASHER STACK UNDER EACH BOLT NUT



SPRING WASHER STACK UNDER EACH STUD NUT

MANUFACTURED BY
Clark-Reliance[®]
 16633 FOLTZ PARKWAY
 STRONGSVILLE, OH 44149 USA
 (440) 572-1500 | www.clarkreliance.com
 © Clark-Reliance[®] Corporation. All Rights Reserved.

JERGUSON[®]
 #119B THRU #199B (2 SECTION) BOILER WATER
 GAGE/VALVE ASSEMBLY FOR 900# W.S.P.

PART NUMBER: SG119B THRU SG199B		
TOLERANCE CLASS (PER PES-004): C		
MATERIAL:		
REVISION: 7 PER CDC 16-424/ZRR		
DRAWN: ZRR	DRAWING NO.:	REV.:
CHECKED: MK	SG-189B	7
DATE: 9/8/2016		

THIS DRAWING CONTAINS MATERIAL THAT IS CONFIDENTIAL AND/OR PRIVILEGED FOR THE SOLE USE OF THE INTENDED RECIPIENT. ANY REVIEW, RELIANCE OR DISTRIBUTION BY OTHERS OR FORWARDING WITHOUT EXPRESS PERMISSION IS STRICTLY PROHIBITED.